

spotlight on
Quebec

think **tv**





the Quebec Franco market

Francophones in Quebec have a strong connection with TV

- they watch more television, and spend less time with streaming services, than the average Canadian
- they are passionate about home-grown content: the top ten shows are all produced in Quebec, and deliver an average audience of 1.1 million per episode

and much like the rest of Canada, they

- are concerned about fake news, but have high trust in TV news
- say TV ads attract the most attention and help them make purchase decisions

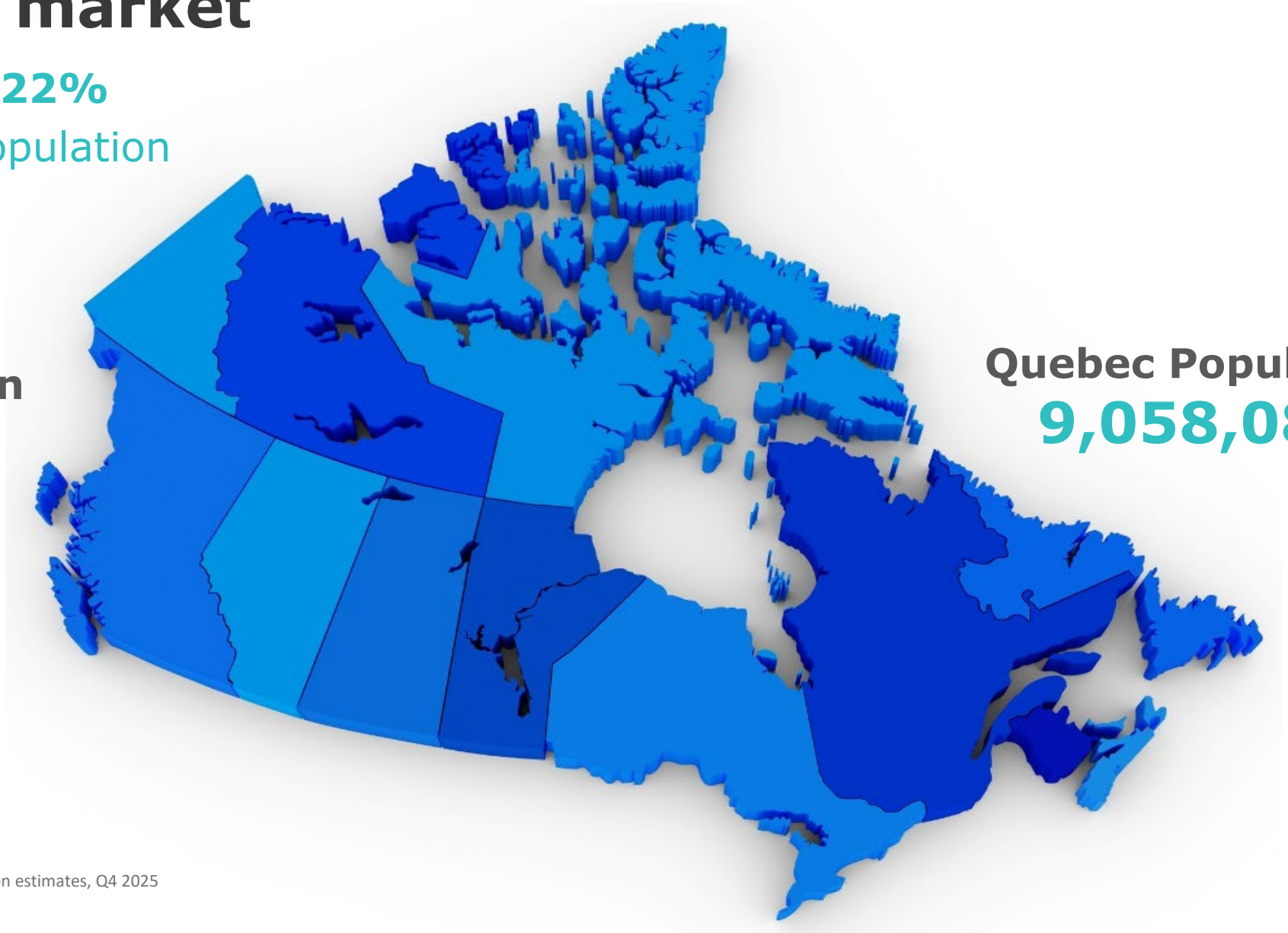
Source: Numeris PPM A18+ VAM, 09/15/25 to 12/21/25

the Quebec market

Quebec makes up **22%**
of the Canadian population

Canada Population
41,575,585

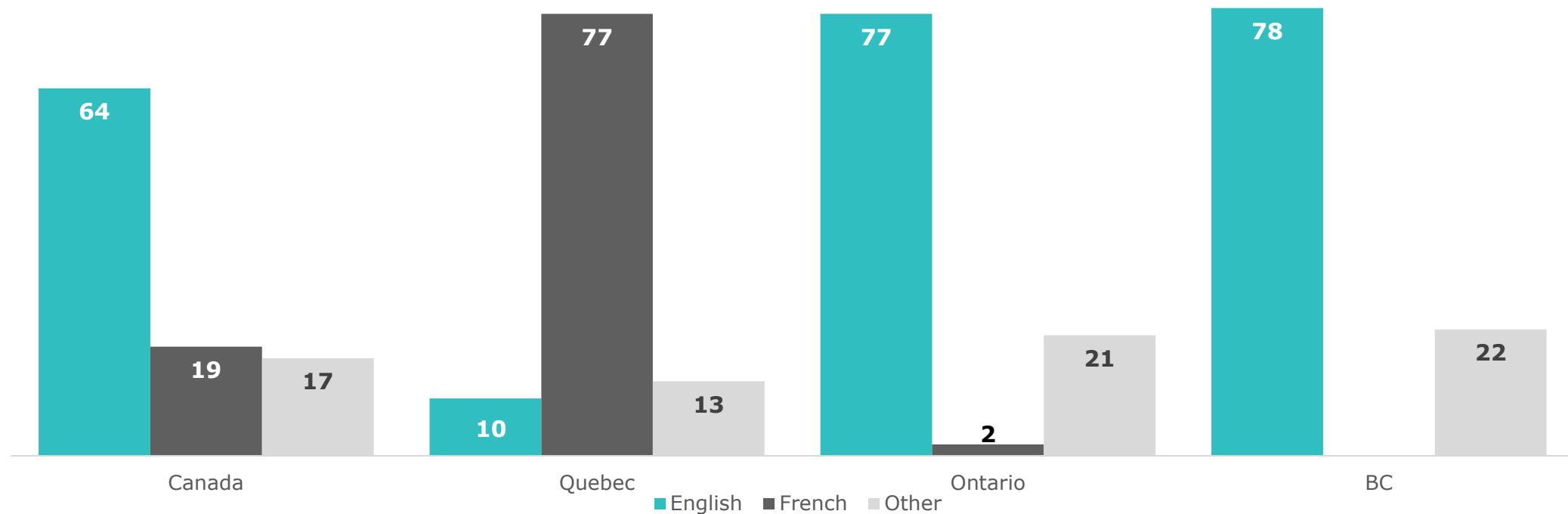
Quebec Population
9,058,089



the Quebec Franco market

French speaking people make up **77%** of the Quebec market

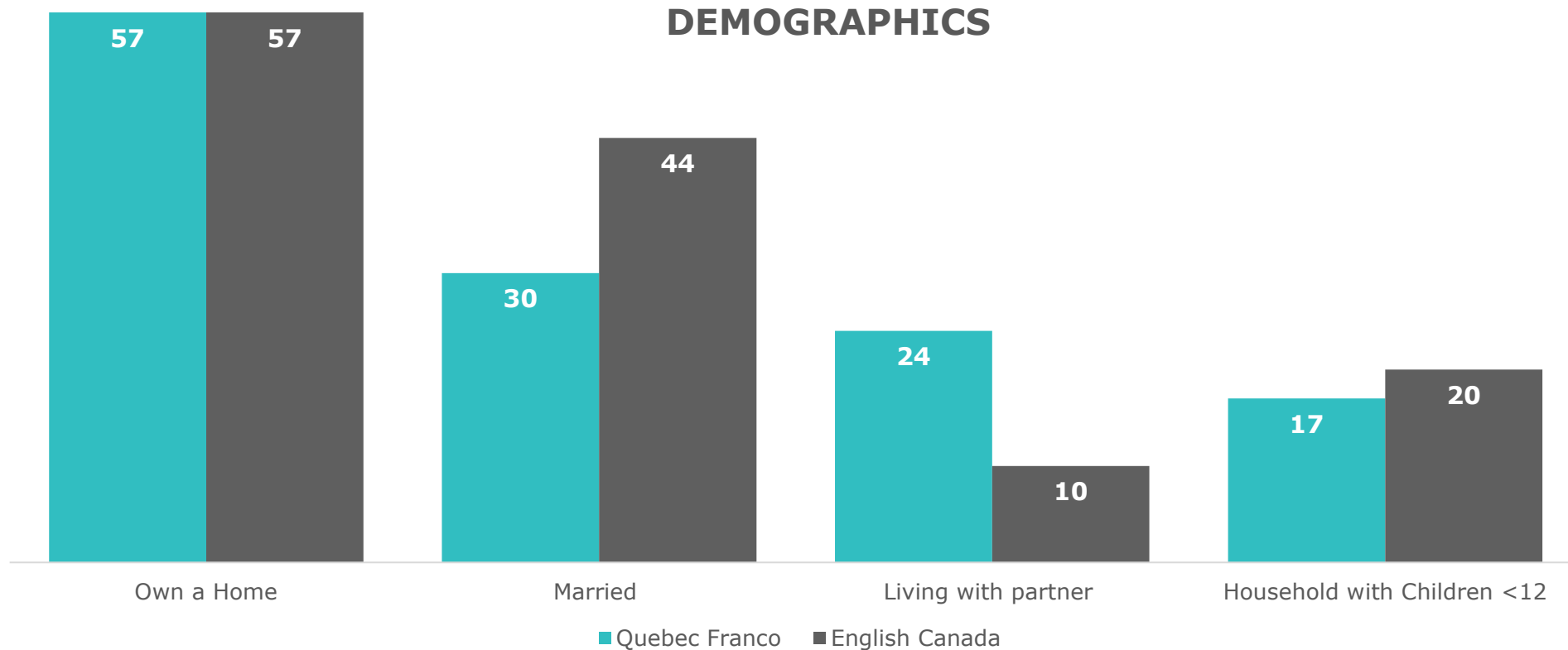
LANGUAGE SPOKEN MOST OFTEN AT HOME



Source: Statistics Canada Released 08/17/22. Table 98-10-0229-01 Language spoken most often at home: Canada, provinces

the Quebec Franco market

Quebec Franco are less likely to be married, have young children, and are more likely to cohabitate than English Canadians

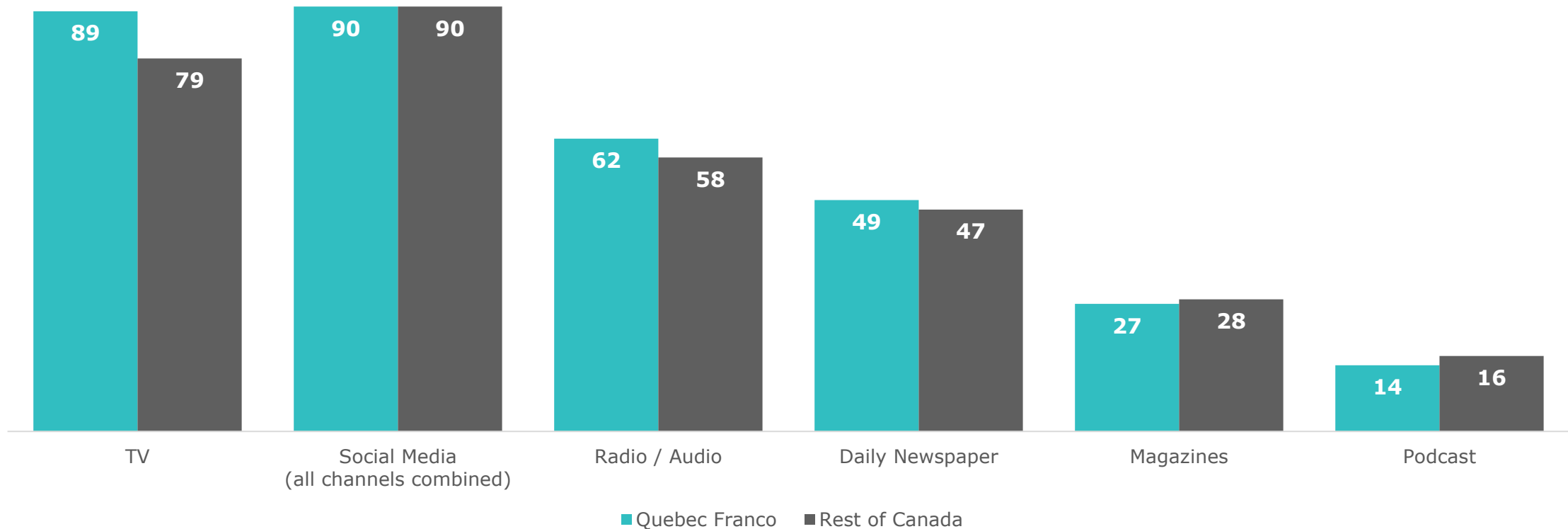


Source: VIVIDATA SCC | Study of the Canadian Consumer Fall 2025 French Language/Quebec + English Language/ROC, Total Canada, A18+

the Quebec Franco market

TV and social media (all channels combined) lead in reach
TV's reach is higher in the Quebec Franco market than in rest of Canada

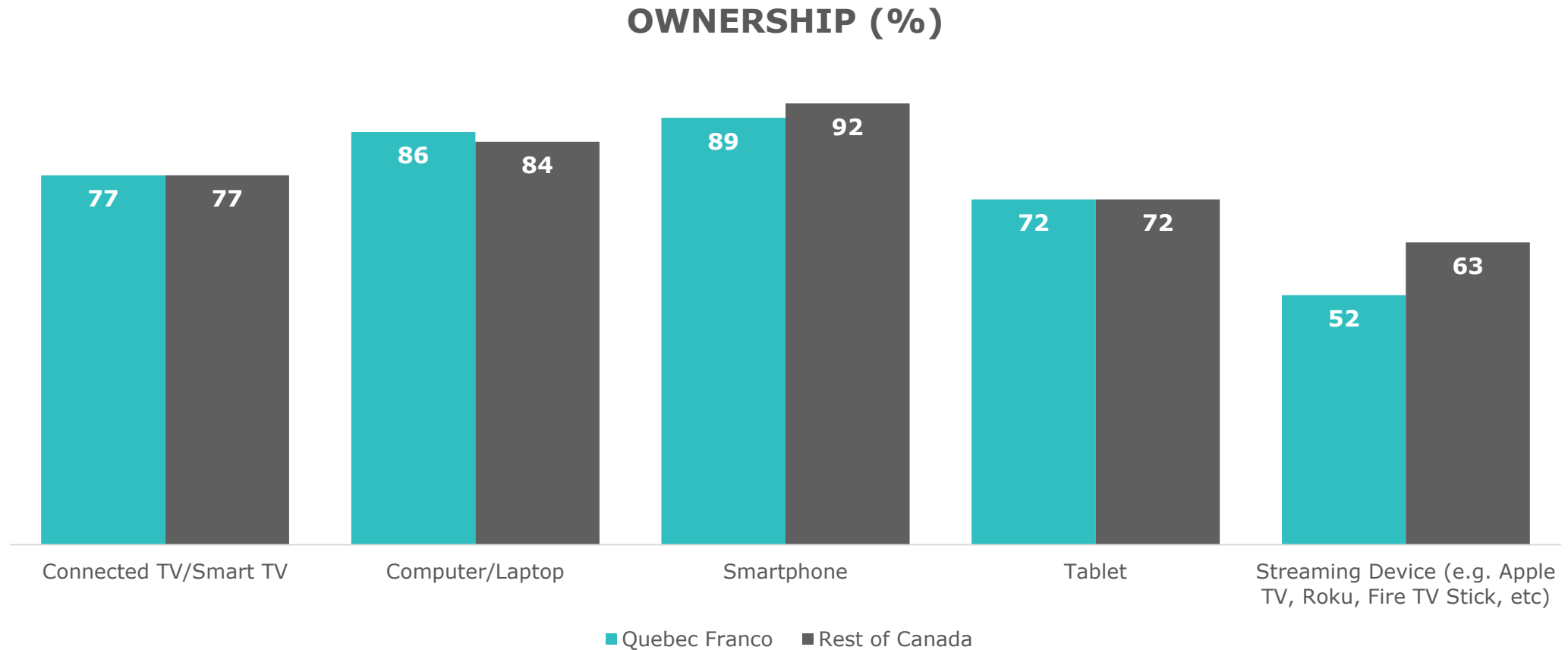
WEEKLY REACH BY MEDIUM (%)



Source: TV: Numeris PPM, 09/15/25 to 12/21/25. Other media: VIVIDATA SCC | Study of the Canadian Consumer Fall 2025 French Language/Quebec & English Language/ROC, Total Canada, A18+

the Quebec Franco market

Quebec Franco are less likely to own a streaming device, otherwise device ownership is similar to rest of Canada

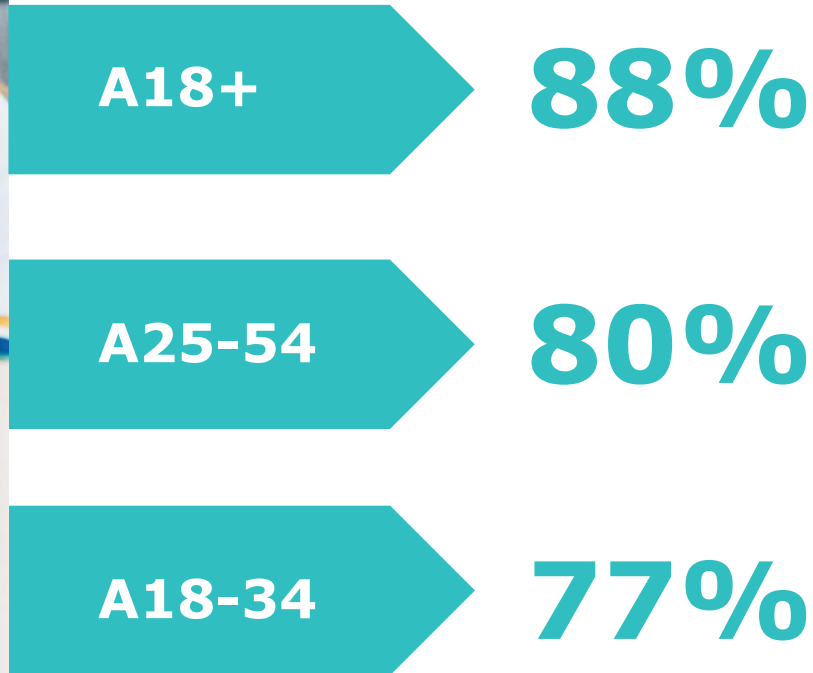


A person is sitting on a couch, watching a soccer game on a large television. The person is wearing a dark sweater and is holding a large, clear glass bowl filled with popcorn. Their feet, wearing grey socks, are propped up on the couch. A remote control is visible on the couch in the foreground. The background is slightly blurred, showing a living room setting.

TV audiences

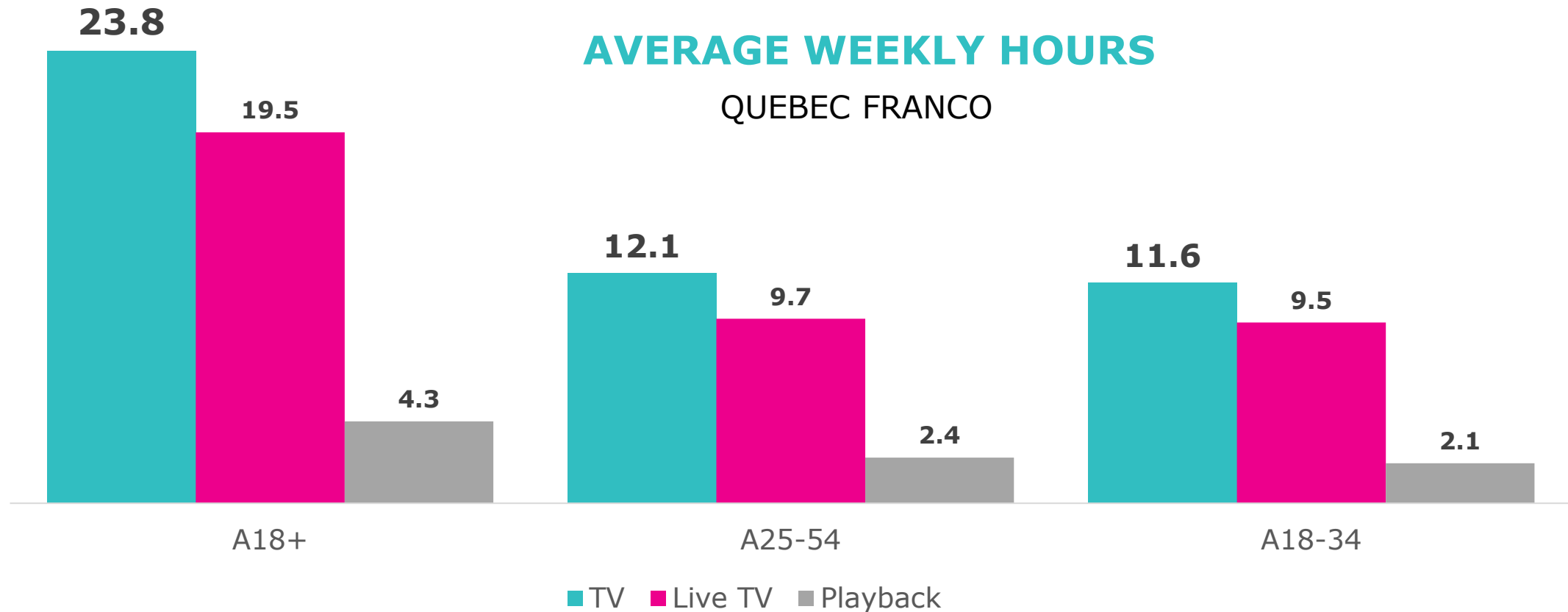


Linear TV reaches **88%** of Quebec Franco adults every week



Source: Numeris PPM, 09/15/25 to 12/21/25, Quebec Franco

Francophones in Quebec watch a lot of linear TV and **most of it is live**



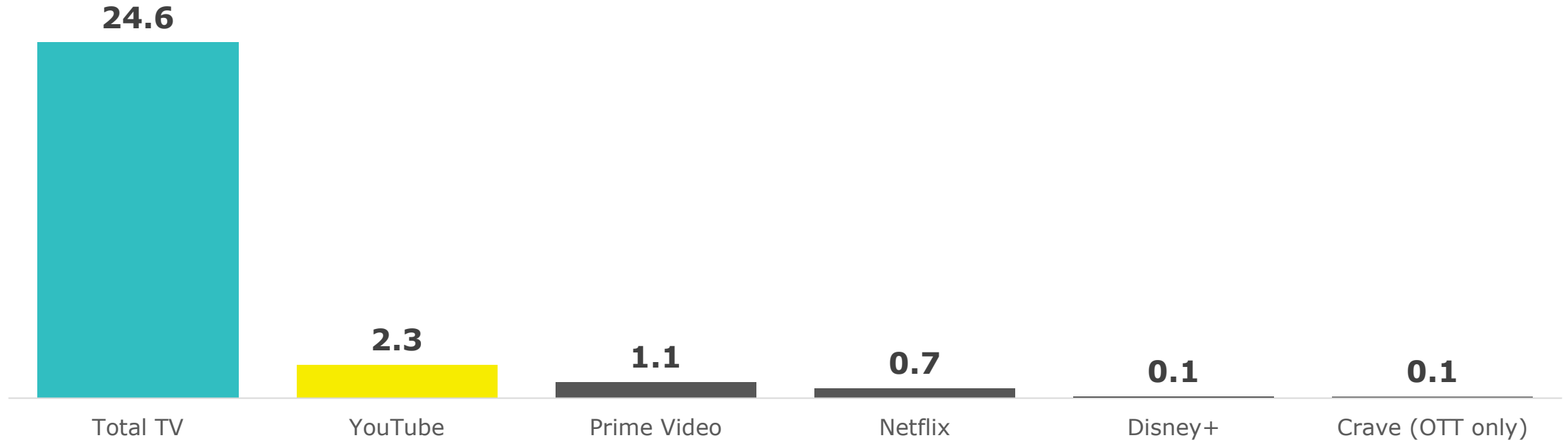
TV = viewing to any live broadcaster content (streamed on any platform and linear TV) plus any broadcaster content recorded on PVR (with commercial load intact) that is viewed within 7 days of initial broadcast. Does not include on demand streaming.

Source: Numeris PPM, Avg Hrs Week (per capita), VAM, 09/15/25 to 12/21/25, Quebec Franco

viewers spend **more time** with Total TV

AVERAGE WEEKLY HOURS

ADULTS 18+ | QUEBEC FRANCO



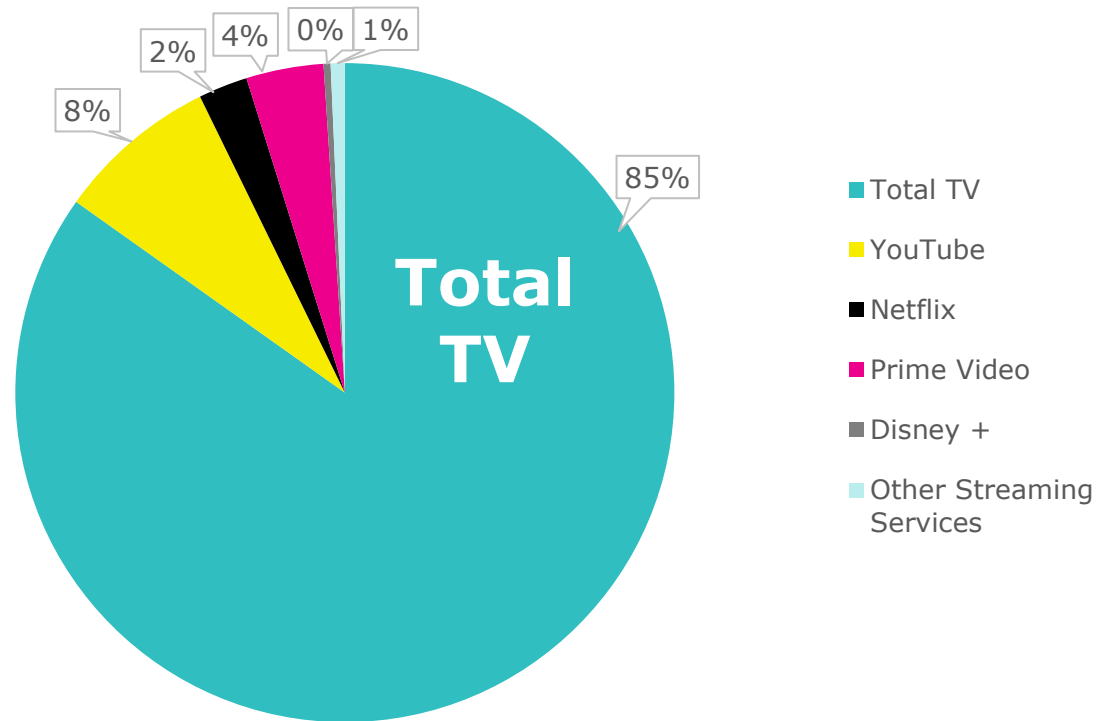
Source: Numeris VAM, 09/15/25 to 12/21/25, Quebec Franco, all time spent per capita
Total TV defined as linear TV and broadcaster streaming services | Streaming Services are ad-free and ad-supported services (in-home viewing only)

Total TV = **greatest share** of time spent with video

ADULTS 18+

QUEBEC FRANCO

SHARE OF VIDEO



Source: Numeris VAM, 09/15/25 to 12/21/25, Quebec Franco, all time spent per capita

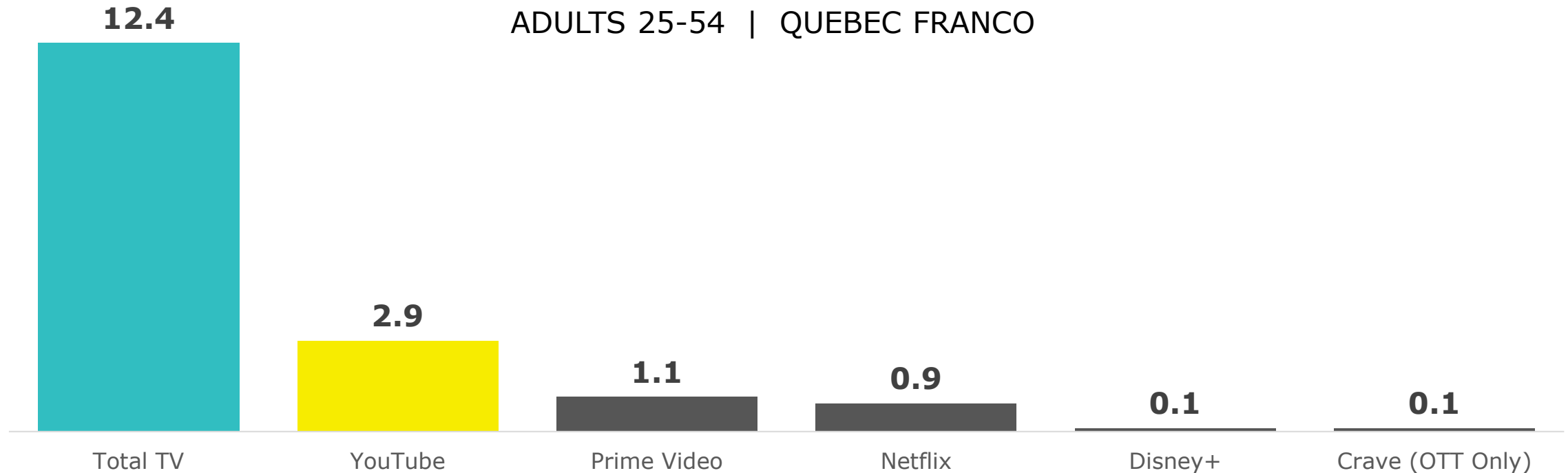
Total TV defined as linear TV and broadcaster streaming services | Streaming Services are ad-free and ad-supported services (in-home viewing only)

Other Streaming Services: AppleTV+, CBS News, Club Illico, Crave (OTT Only), Crunchyroll, Daily Motion, DAZN, Discovery Plus, ET Online US, FuboTV, Paramount+, Pluto TV, Roku Channel, Samsung TV Plus, TED, TubiTV

viewers spend **more time** with Total TV

AVERAGE WEEKLY HOURS

ADULTS 25-54 | QUEBEC FRANCO



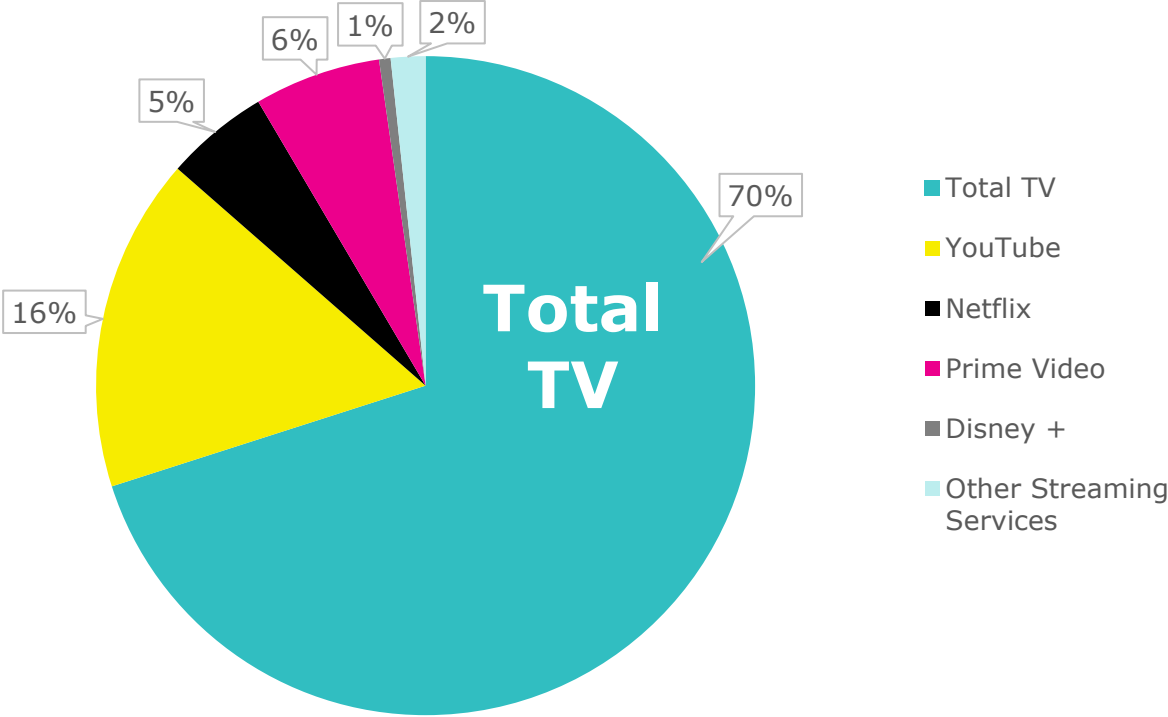
Source: Numeris VAM, 09/15/25 to 12/21/25, Quebec Franco, all time spent per capita
Total TV defined as linear TV and broadcaster streaming services | Streaming Services are ad-free and ad-supported services (in-home viewing only)

Total TV = greatest share of time spent with video

ADULTS 25-54

QUEBEC FRANCO

SHARE OF VIDEO

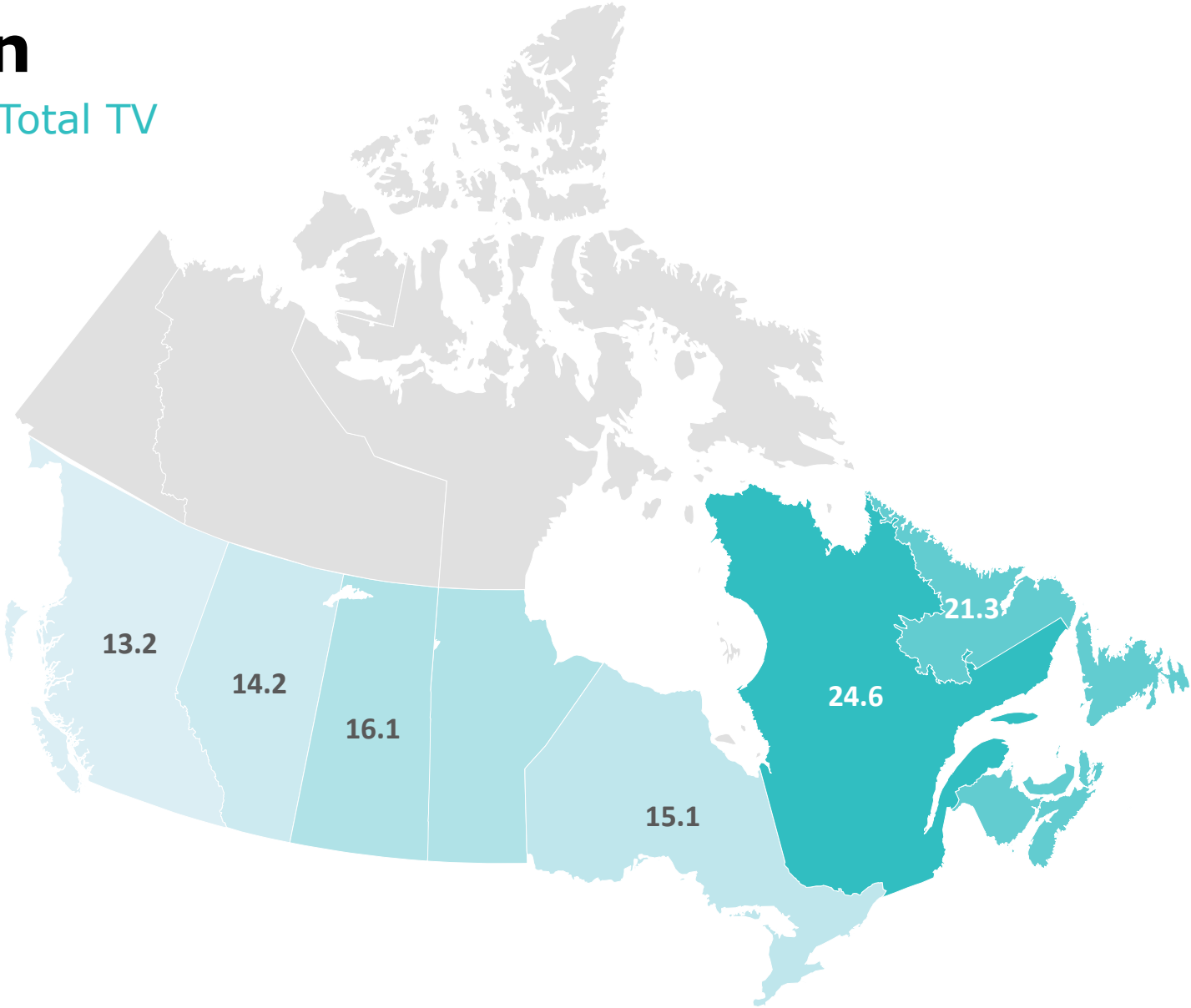
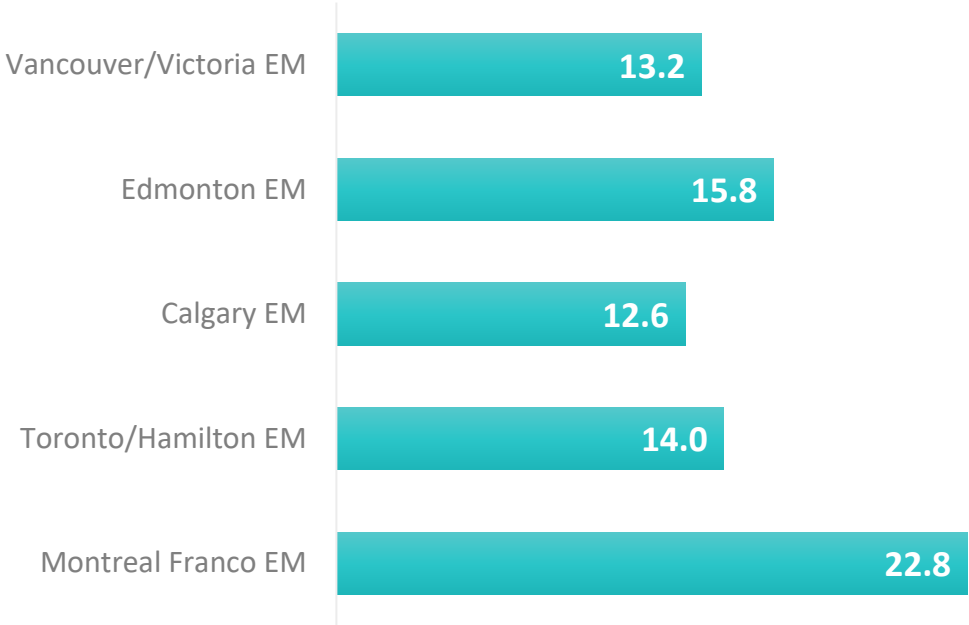


Source: Numeris VAM, 09/15/25 to 12/21/25, Quebec Franco, all time spent per capita
Total TV defined as linear TV and broadcaster streaming services | Streaming Services are ad-free and ad-supported services (in-home viewing only)
Other Streaming Services: AppleTV+, CBS News, Club Illico, Crave (OTT Only), Crunchyroll, Daily Motion, DAZN, Discovery Plus, ET Online US, FuboTV, Paramount+, Pluto TV, Roku Channel, Samsung TV Plus, TED, TubiTV

Total TV across the nation

Quebec leads Canada in time spent with Total TV

AVERAGE WEEKLY HOURS



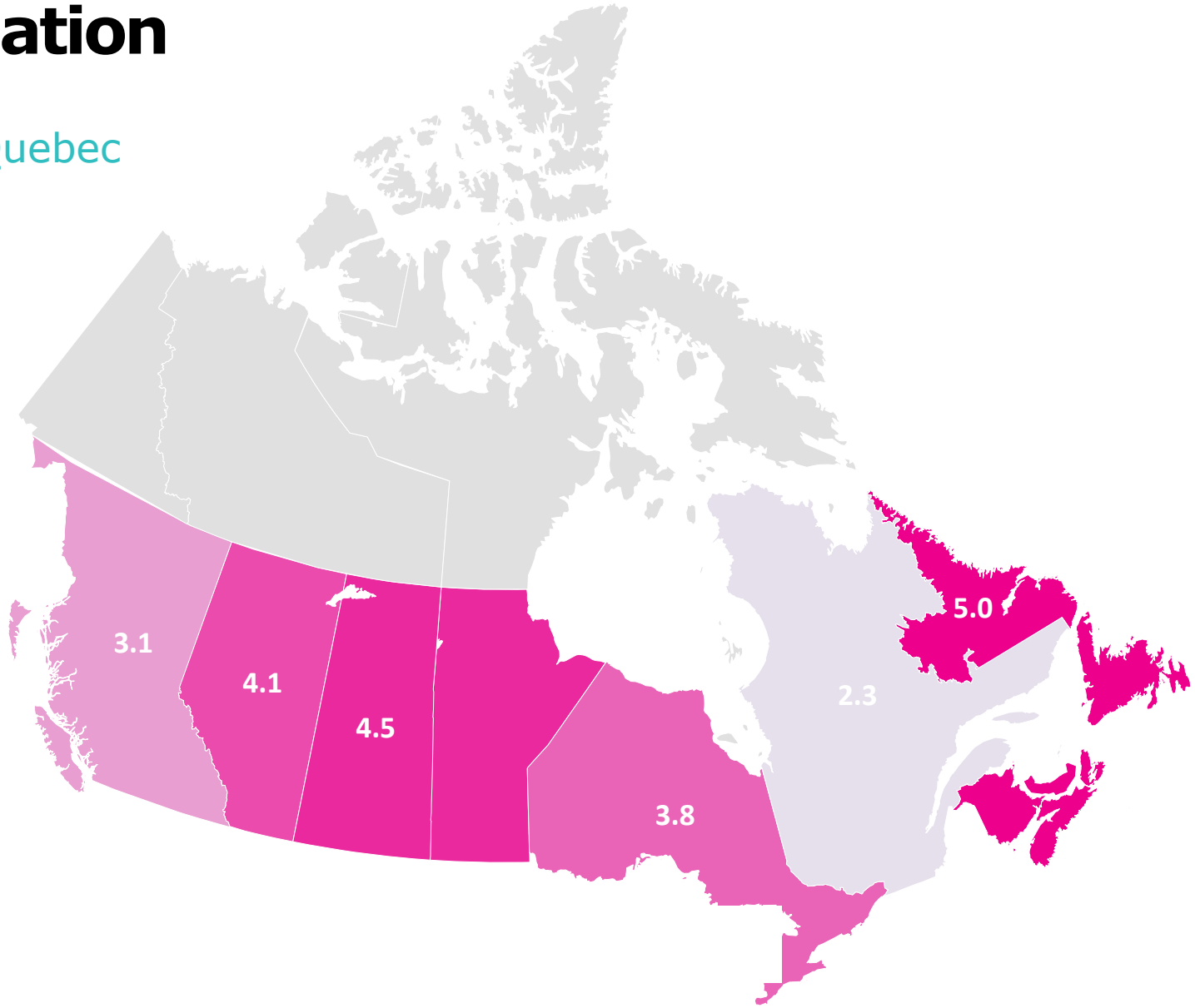
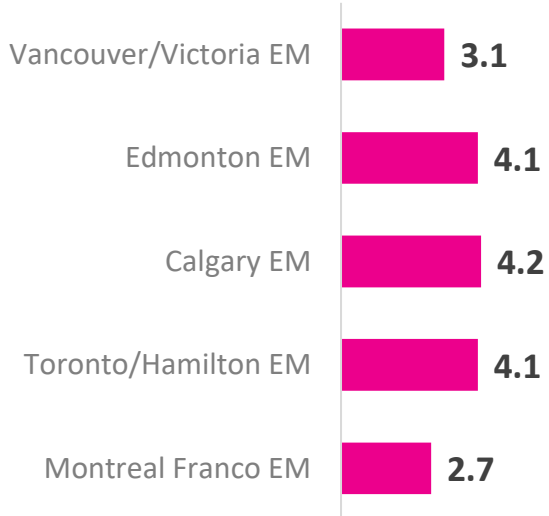
Source: Numeris VAM (09/15/2025 -12/21/2025 | AvHrsWk | A18+)

Provincial map is an approximation for visual guide using available measured markets | BC = Van/Vic proxy | AB = Calgary EM + Edmonton EM | SK&MB = Prairie Western Balance | Quebec = Quebec Franco

streaming across the nation

streaming has higher adoption in the Atlantic and central provinces while Quebec remains predominantly linear focused

AVERAGE WEEKLY HOURS



Source: Numeris VAM (09/15/2025 -12/21/2025 | AvHrsWk |)

Provincial map is an approximation for visual guide using available measured markets | BC = Van/Vic proxy | AB = Calgary EM + Edmonton EM | SK&MB = Prairie Western Balance | Quebec = Quebec Franco

TV programming



top show comparison

CONVENTIONAL

Quebec Franco A25-54

Rank	Program	Network	Rating %
1	Chanteurs masqués	TVA	11.2
2	Indéfendable	TVA	11.2
3	STAT	SRC	10.2
4	Dumas	SRC	8.8
5	En direct de l'univers	SRC	6.2
6	Antigang	SRC	8.9
7	La poule aux oeufs d'or	TVA	5.7
8	Tout le monde en parle (en direct)	SRC	6.6
9	Infoman	SRC	8.2
10	Alertes	TVA	5.8

English Canada A25-54

Rank	Program	Network	Rating %
1	MLB Postseason 2025	Citytv	2.6
2	High Potential	CTV	2.4
3	Survivor	Global	2.3
4	9-1-1	Global	2.1
5	Saturday Night Live	Global	2
6	911: Nashville	CTV	1.8
7	FBI	Global	1.6
8	NCIS	Global	1.6
9	Law & Order: Special Victims Unit	Citytv	1.6
10	Law & Order	Citytv	1.6

top show comparison

SPECIALTY

Quebec Franco A25-54

Rank	Program	Network	Rating %
1	Hockey LNH Canadiens De Montréal Automne	RDS	6.9
2	Le Hockey Des Canadiens	TVA Sports	6.7
3	Baseball - Séries Mondiale	TVA Sports	5.5
4	Hockey LNH Canadiens Pré-saison	RDS	5.1
5	À Vos Affaires	LCN	1.9
6	Baseball - Séries De Championnat	TVA Sports	1.9
7	Auto Formule 1	RDS	1.8
8	Football Lcf Alouettes De Montréal	RDS	1.7
9	Hockey Lnh Canadiens De Montreal Automne Av-match	RDS	1.7
10	Tva Nouvelles (18h)	LCN	1.7

English Canada A25-54

Rank	Program	Network	Rating %
1	MLB WS Playoffs	Sportsnet National	7.4
2	MLB LCS Playoffs	Sportsnet National	6.8
3	MLB DIV Playoffs	Sportsnet National	3.2
4	Baseball:Blue Jays	Sportsnet National	2.4
5	HNIC Prime East	Sportsnet National	1.5
6	NHL Leafs Hockey	TSN	1.4
7	NFL Thursday Football	TSN	0.9
8	NFL Monday Football	TSN	0.9
9	Prime Monday Night Hockey	Prime Video+	0.9
10	Blue Jays Central	Sportsnet National	0.9

Source: Numeris PPM A25-54 VAM 09/15/25 to 12/21/25 | Minimum Airings = 3 | Specialty Channels Only | Sportsnet audiences do not include conventional simulcast

happy new year Bye Bye 2025

on any given minute during the annual 'Bye Bye' New Year's Eve special more than half of the French Quebec adult population were tuned in — the show reached a total of **4.6 million people 2+!**

A18+
A25-54

52%
49%

RATING %

A18+
A25-54


3,349
1,485

AMA 000

Source: Numeris PPM, Quebec Franco, 12/31/25 to 01/01/26

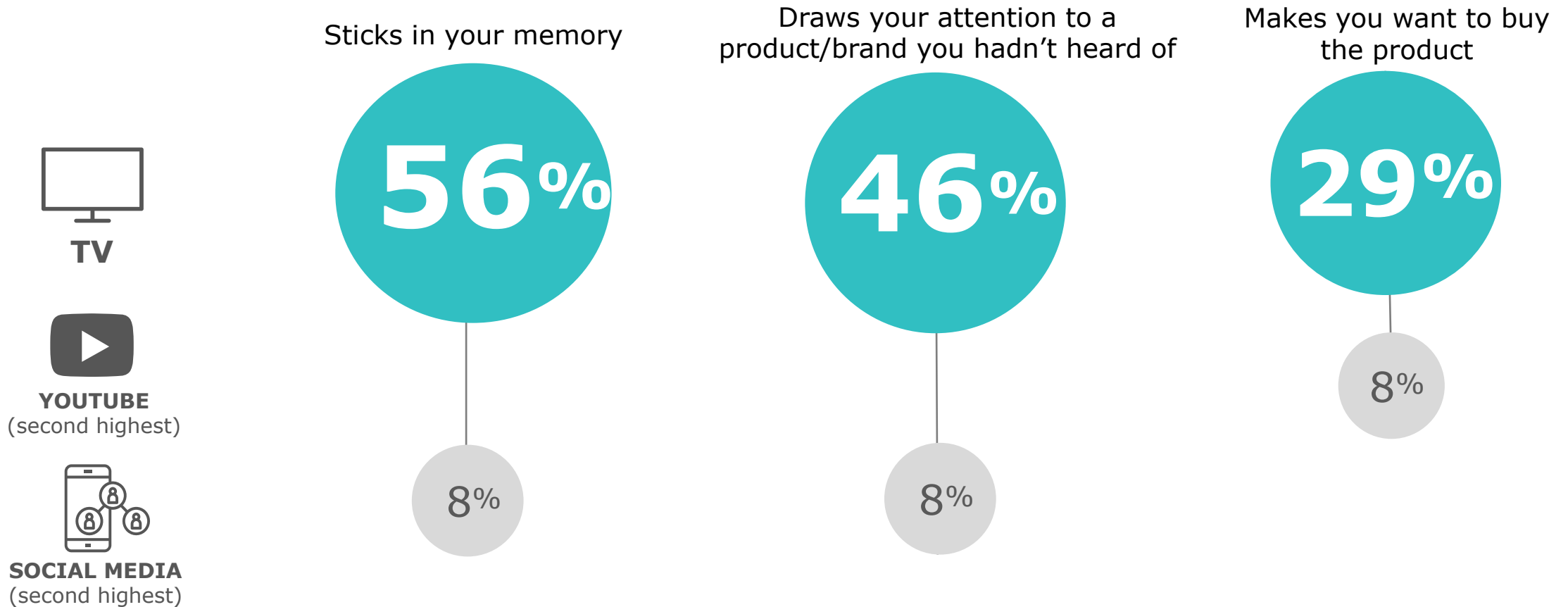


Francophones in Quebec watch **more conventional** TV than the rest of Canada



Source: Numeris PPM A25-54 09/15/25 to 12/21/25, excluding US stations

TV advertising is most likely to be remembered and draw attention to a product



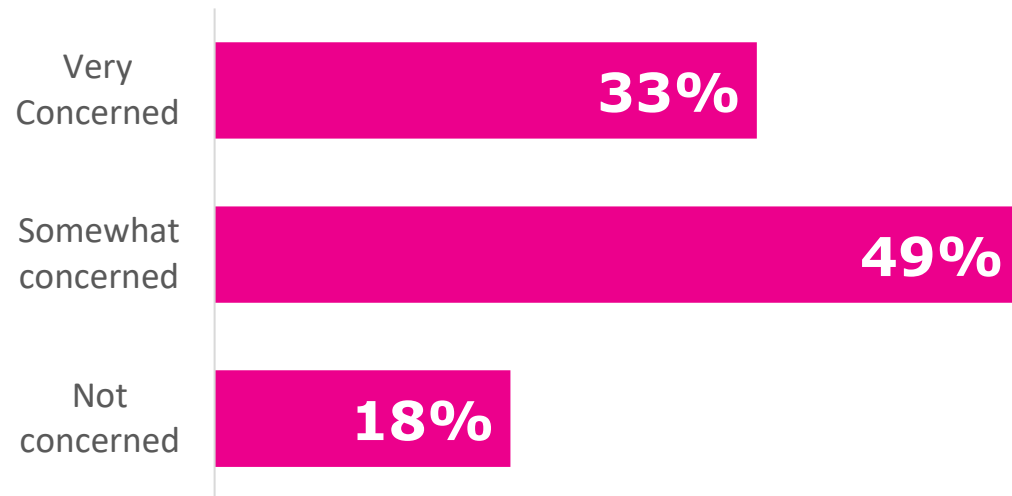
In which of the following media are you most likely to find advertising that...?

concern about fake news is high

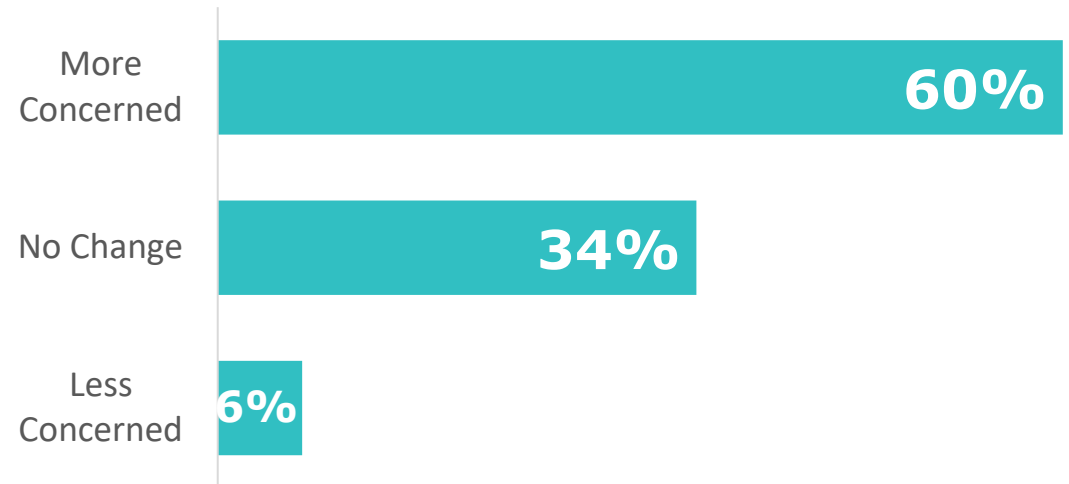
82% of Quebec Francophones are either “very” or “somewhat” concerned about fake news, while 60% say they have grown “more concerned” in the last 3 years

CONCERN ABOUT FAKE NEWS

Are you concerned about ‘fake news’?

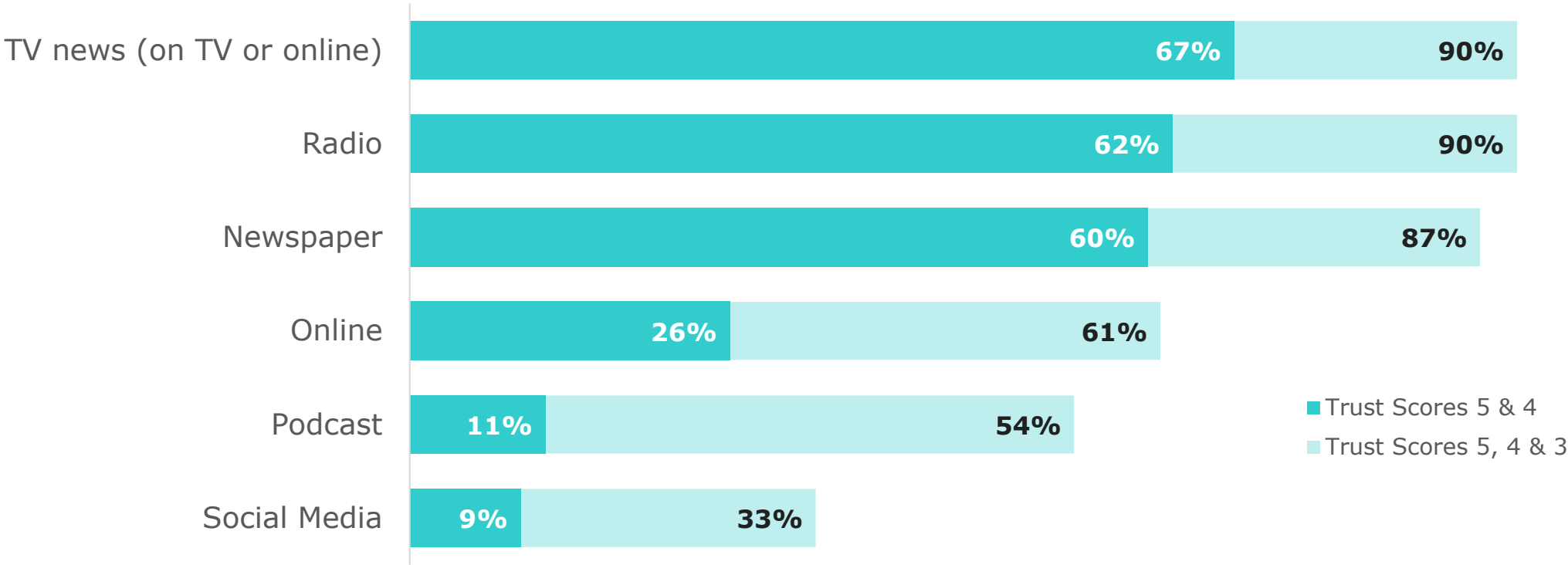


Are you ‘more’ or ‘less’ concerned about fake news now than you were 3 years ago?



Quebec Francophones trust TV news

TRUST IN TV NEWS



Q: Rate the trustworthiness of news from the following sources where 5 is completely trustworthy and 1 is not at all trustworthy

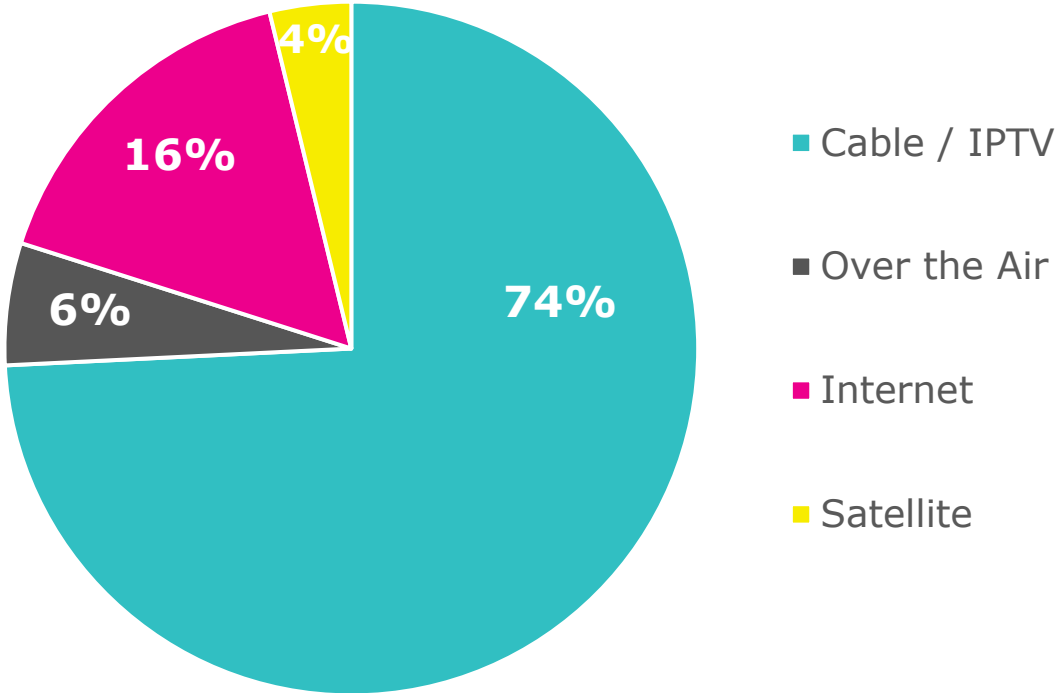
Source: YouGov survey, March 2025, Quebec, French language 18+

access to TV is almost **universal**

ACCESS TO LINEAR TV

nearly all French-speaking Quebecers have access to linear TV, either through paid TV services (cable / IPTV / satellite) or via the internet.

LINEAR TV ACCESS



Source: Numeris Universe Estimates: September 2025 Reception Type Update - PPM TV Panels, Quebec Franco, persons 2+



enfin

Quebecois are passionate about TV:

They watch almost 25 hours a week (A18+), are committed to home grown content, pay the most attention to ads on tv, and say that television advertising is most likely to “make me want to buy.”

For the best advertising results, be sure to take advantage of this attentive audience by putting TV at the center of your campaign.

Source: Numeris, PPM, Quebec Franco | 09/15/25 to 12/21/25



spotlight on
Quebec

think^{tv}

we hope you found this report useful.
there's much more we'd love to share.
click the links below and let's connect.

subscribe



follow



reach out

